

Scaled data based on original data using  
LM-79-08 Approved Method: Electrical and Photometric Measurements of Solid-  
State Lighting Products

Test Report Prepared for  
Cooper Lighting Solutions  
(formerly Eaton)

Brand: McGRAW-EDISON

Report Number: P386404

Luminaire Tested: **GWC-SA2A-735-U-T4W-HSS**

Issue Date: 3/3/2020

**Test Information**

Test Method: LM-79-08  
Report Number: P386404  
TEST IS SCALED FROM IESNA LM-79-08 TEST DATA (G2-1903-205-19)  
Test Lab: INNOVATION CENTER  
Issue Date: 3/3/2020  
Manufacturer: COOPER LIGHTING SOLUTIONS (FORMERLY EATON)  
Product Line: MCGRAW-EDISON  
Catalog Number: GWC-SA2A-735-U-T4W-HSS  
Description: GALLEON WALL LUMINAIRE  
(2) 70 CRI, 3500K, 615mA LIGHTSQUARES WITH 16 LEDS EACH AND TYPE IV WIDE OPTICS WITH HOUSE SIDE SHIELD  
Light Source: -  
Ballast/Driver: ELECTRONIC DRIVER

**Summary**

Lumens per Lamp: N/A  
Luminaire Lumens: 6621.8 lumens  
Efficiency: N/A  
Efficacy: 100.3 lumens/watt  
Luminous Opening: Rectangular (W 1' x L: 0.5' x H: 0')  
IES Classification: Type IV - Short  
BUG Rating: B1 - U0 - G2

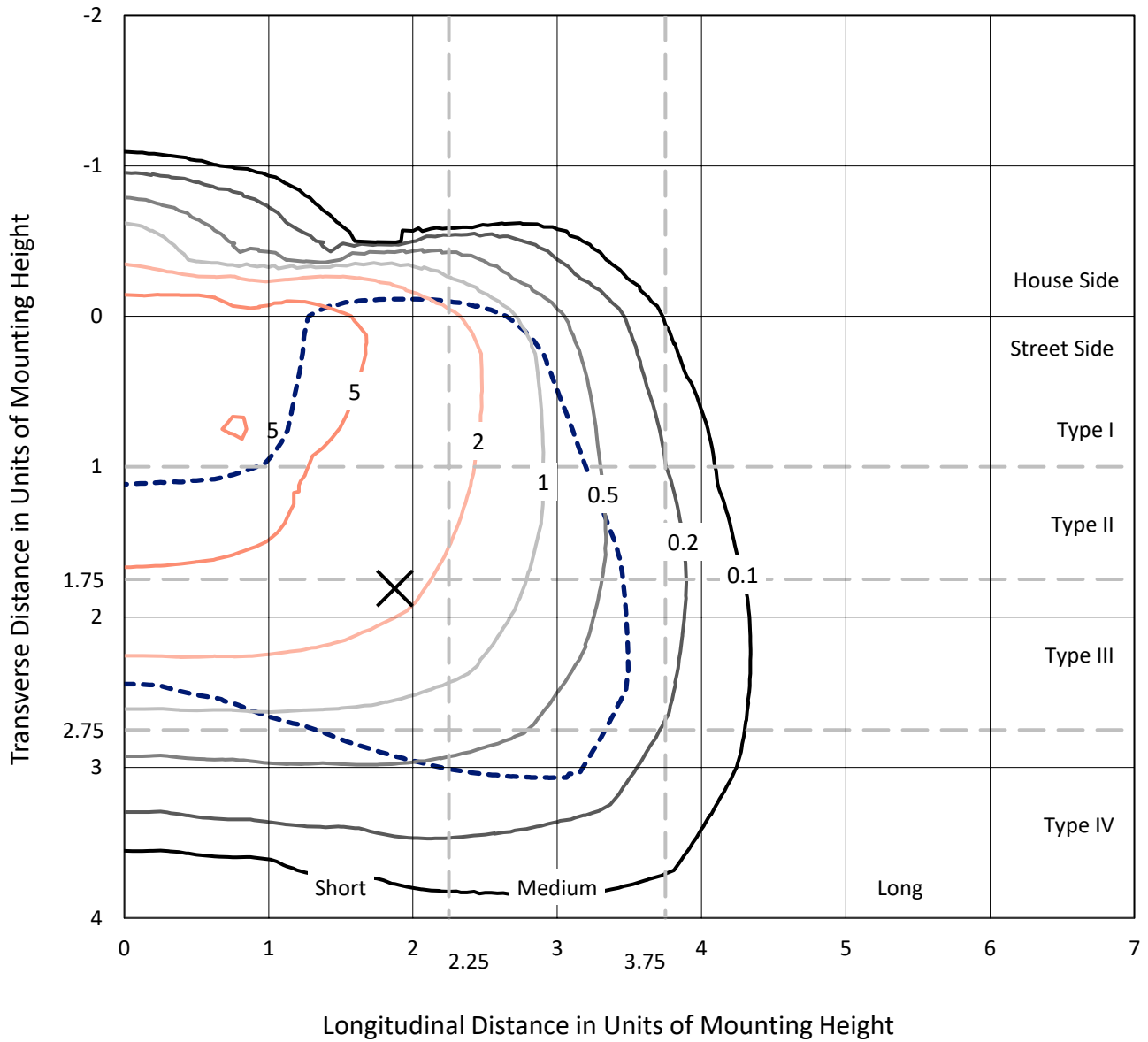
Input Watts (W): 66  
Input Voltage (V): NR  
Input Current (Ain): NR  
Voltage Rise (V): NR  
Power Factor: NR  
Total Harmonic Distortion (THDi): NR  
Frequency (hertz): 60  
Stabilization Time: NR  
Operation Time: NR  
Ambient Temperature (°C): NR  
Test Distance: 24 FT



REPORT NUMBER: P386404  
 CATALOG NUMBER: GWC-SA2A-735-U-T4W-HSS

### Iso-Footcandle Lines of Horizontal Illumination

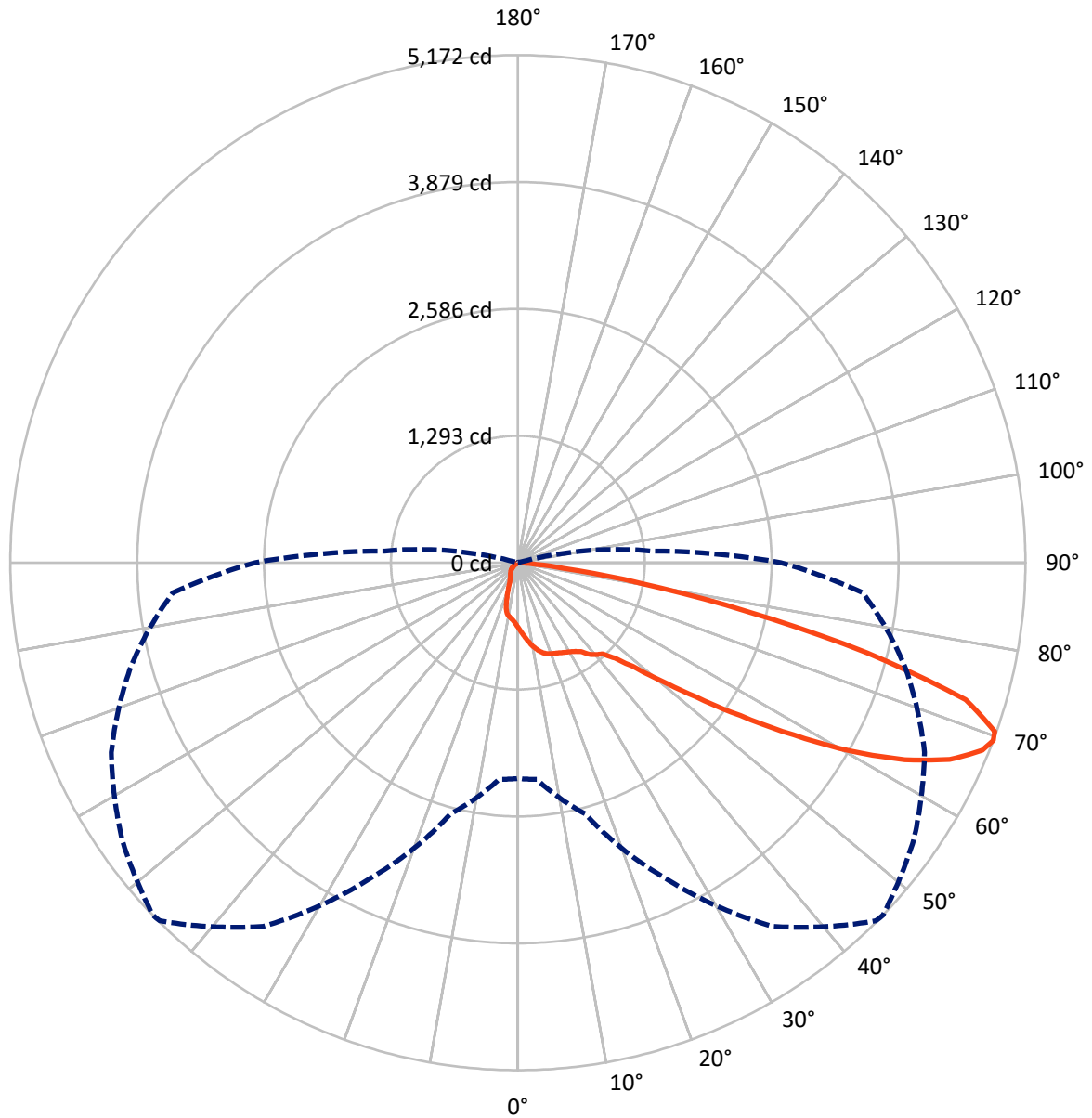
✕ Max cd  
 - - - 1/2 Max cd



Based on 10 foot mounting height. Maximum calculated value = 9.7 fc  
 Type IV - Short - N/A

REPORT NUMBER: P386404  
CATALOG NUMBER: GWC-SA2A-735-U-T4W-HSS

### Luminous Intensity Polar Plot



— Vertical Plane Through 46-Deg Lateral    - - - Horizontal Cone Through 69-Deg Vertical



REPORT NUMBER: P386404  
 CATALOG NUMBER: GWC-SA2A-735-U-T4W-HSS

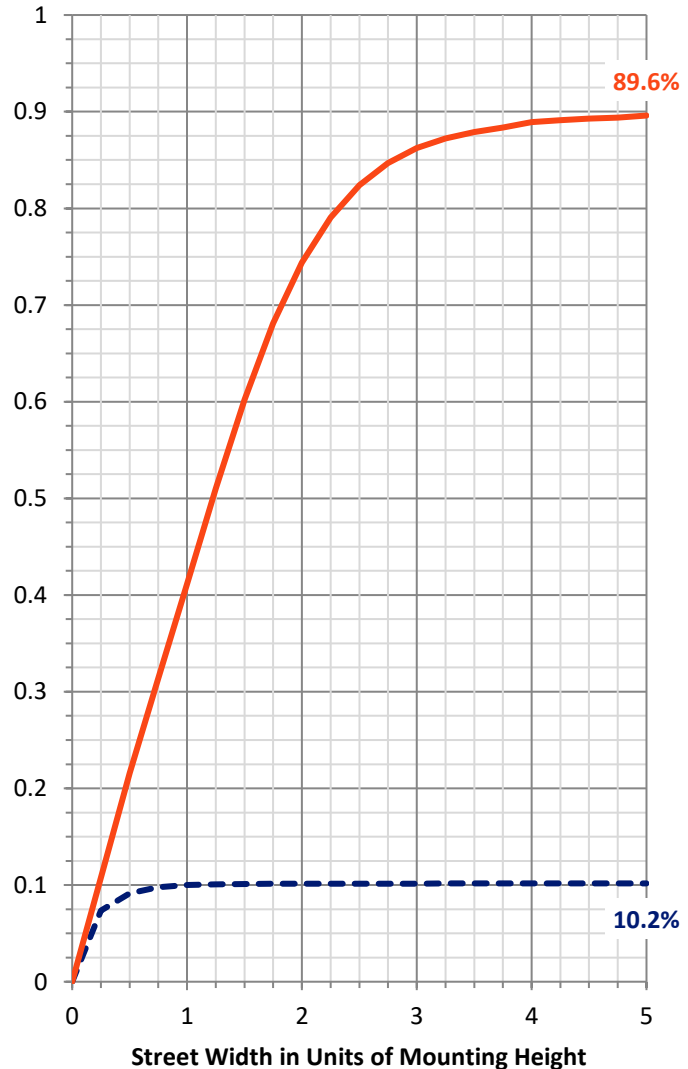
**FLUX DISTRIBUTION:**

		Downward	Upward	Total
<b>House Side</b>	Lumens	679.6	0.0	679.6
	% Fixture	10.3	0.0	10.3
<b>Street Side</b>	Lumens	5942.2	0.0	5942.2
	% Fixture	89.7	0.0	89.7
<b>Total</b>	Lumens	6621.8	0.0	6621.8
	% Fixture	100.0	0.0	100.0

**Coefficient of Utilization**

**ZONAL LUMENS:**

Zone	Lumens	% Fixture
0°-10°	66.0	1.0
10°-20°	200.3	3.0
20°-30°	315.1	4.8
30°-40°	451.8	6.8
40°-50°	780.9	11.8
50°-60°	1542.8	23.3
60°-70°	2156.2	32.6
70°-80°	1041.7	15.7
80°-90°	66.9	1.0
90°-100°	0.0	0.0
100°-110°	0.0	0.0
110°-120°	0.0	0.0
120°-130°	0.0	0.0
130°-140°	0.0	0.0
140°-150°	0.0	0.0
150°-160°	0.0	0.0
160°-170°	0.0	0.0
170°-180°	0.0	0.0
0°-90°	6621.8	100.0
0°-180°	6621.8	100.0



REPORT NUMBER: P386404

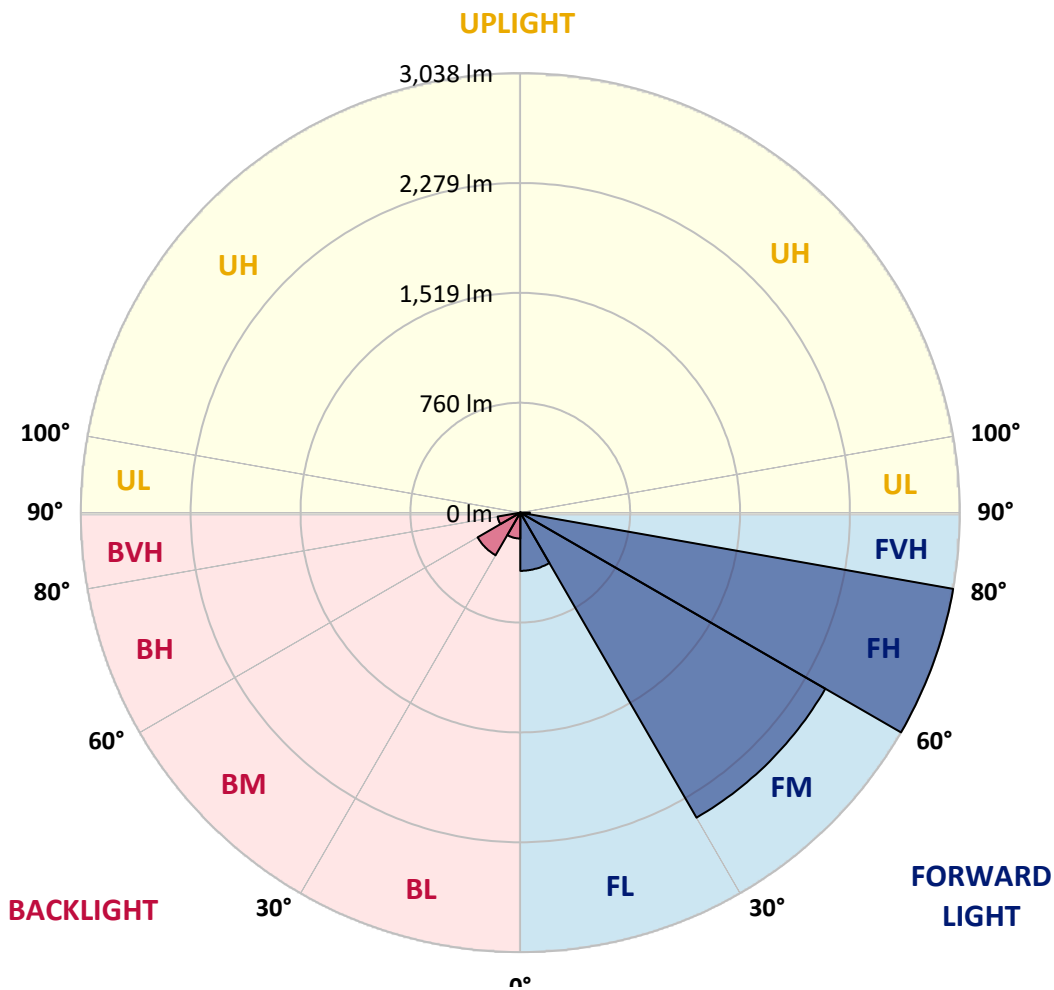
CATALOG NUMBER: GWC-SA2A-735-U-T4W-HSS

**LUMINAIRE CLASSIFICATION SYSTEM LUMEN TABLE AND BUG RATING:**

Zone	Lumens	% Fixture	Zone Rating/Lumen Limit		
			B	U	G
FL (0°-30°)	402.3	6.1			
FM (30°-60°)	2435.0	36.8			
FH (60°-80°)	3038.5	45.9			G2/5000
FVH (80°-90°)	66.4	1.0			G1/100
BL (0°-30°)	179.1	2.7	B1/500		
BM (30°-60°)	340.5	5.1	B1/1000		
BH (60°-80°)	159.4	2.4	B1/500		G1/500
BVH (80°-90°)	0.6	0.0			G0/10
UL (90°-100°)	0.0	0.0		U0/0	
UH (100°-180°)	0.0	0.0		U0/0	

**BUG Rating: B1-U0-G2**

Type IV Short





REPORT NUMBER: P386404

CATALOG NUMBER: GWC-SA2A-735-U-T4W-HSS

**CANDELA DISTRIBUTION (FULL):**

	0°	5°	15°	25°	35°	45°	46°	55°	65°	75°	85°
0°	663.5	663.5	663.5	663.5	663.5	663.5	663.5	663.5	663.5	663.5	663.5
2.5°	737.0	736.1	731.8	729.9	719.4	713.2	710.7	702.9	691.8	680.6	668.1
5°	820.8	820.6	812.5	804.8	784.9	766.3	762.8	744.8	719.7	696.1	672.5
7.5°	906.6	902.6	894.5	879.6	850.7	820.8	818.1	792.7	757.0	722.8	689.0
10°	979.2	976.8	966.2	943.5	909.7	875.8	872.4	841.0	800.7	758.7	715.6
12.5°	1035.8	1033.9	1019.9	991.6	955.6	920.5	915.9	887.9	844.8	797.9	747.0
15°	1070.2	1069.2	1052.2	1022.1	986.6	956.2	952.3	927.7	887.6	838.6	781.1
17.5°	1078.2	1078.6	1060.9	1030.4	1001.3	979.5	976.4	957.8	924.3	875.5	815.3
20°	1060.3	1064.0	1048.2	1021.8	1003.7	992.3	989.7	978.6	950.4	904.4	842.6
22.5°	1034.8	1036.6	1025.8	1008.1	1000.6	1002.8	1001.6	995.4	971.4	929.2	869.6
25°	1019.2	1019.2	1012.8	997.8	1002.8	1016.1	1016.5	1015.2	996.3	959.7	902.6
27.5°	1018.7	1016.8	1009.4	998.2	1011.8	1032.3	1033.5	1042.0	1030.1	996.6	943.5
30°	1043.5	1041.3	1025.4	1010.9	1028.3	1050.3	1053.4	1071.8	1065.8	1036.6	989.2
32.5°	1101.5	1093.8	1058.7	1034.8	1047.8	1074.2	1078.2	1107.5	1116.8	1086.0	1033.2
35°	1181.0	1156.5	1105.9	1080.1	1081.3	1109.0	1112.7	1155.5	1183.2	1131.4	1067.4
37.5°	1290.6	1278.5	1196.2	1127.4	1132.9	1174.8	1185.7	1232.3	1224.5	1156.2	1106.2
40°	1530.9	1512.0	1424.4	1259.5	1182.3	1228.3	1231.6	1256.4	1257.1	1212.4	1186.9
42.5°	1858.2	1850.4	1758.2	1499.6	1279.5	1264.0	1270.2	1312.1	1358.9	1331.0	1329.7
45°	2220.5	2216.5	2118.6	1818.1	1476.0	1381.0	1388.7	1445.0	1534.7	1540.9	1580.3
47.5°	2512.0	2510.2	2454.0	2173.6	1776.9	1579.4	1581.8	1641.5	1799.2	1877.1	1940.1
50°	2777.8	2786.8	2742.4	2558.3	2186.6	1890.2	1884.2	1924.0	2177.3	2304.9	2383.1
52.5°	3147.3	3160.0	3035.5	2917.2	2616.7	2275.8	2271.1	2312.7	2631.9	2727.5	2741.4
55°	3473.6	3451.8	3353.4	3319.3	3141.1	2752.0	2750.8	2787.4	3071.5	3112.2	3138.0
57.5°	3617.6	3609.2	3656.8	3734.9	3690.3	3314.9	3312.1	3284.2	3464.9	3469.2	3548.4
60°	3708.6	3718.9	3864.5	4105.7	4217.1	3920.7	3902.6	3732.2	3840.5	3830.9	3915.7
62.5°	3640.2	3660.4	3922.5	4324.6	4611.5	4449.3	4423.9	4142.6	4161.6	4128.4	4207.2
65°	3277.6	3309.0	3738.4	4283.3	4807.1	4862.6	4836.8	4505.0	4416.5	4361.8	4318.0
67.5°	2661.4	2680.0	3128.3	3924.0	4718.9	5109.1	5103.8	4822.6	4608.9	4322.4	3982.7
69°	2199.4	2217.7	2649.3	3545.9	4524.8	5161.9	5172.1	4924.4	4572.3	4082.7	3528.8
70°	1862.8	1882.4	2284.4	3221.7	4299.7	5137.4	5155.7	4914.8	4467.4	3805.1	3130.5
72.5°	977.1	993.8	1406.5	2219.6	3505.3	4717.4	4772.9	4499.3	3786.8	2763.5	1851.1
75°	307.1	316.7	549.3	1160.2	2400.0	3668.0	3680.6	3529.5	2689.0	1520.0	770.9
77.5°	117.0	114.2	182.9	427.5	1213.3	2309.6	2387.6	2205.6	1411.1	537.4	177.9
80°	63.0	63.3	95.0	177.0	519.1	1186.9	1252.8	1068.9	501.4	167.7	41.0
82.5°	27.3	28.6	53.4	93.8	238.4	437.8	470.6	391.8	191.5	112.7	15.2
85°	5.9	6.5	25.7	50.9	97.1	123.0	128.9	127.0	122.0	87.6	5.9
87.5°	0.0	0.0	11.5	18.3	24.5	27.9	24.5	31.9	67.4	59.0	3.1
90°	0.0	0.0	0.0	0.0	0.0	0.0	0.0	0.0	0.0	0.0	0.0



REPORT NUMBER: P386404  
 CATALOG NUMBER: GWC-SA2A-735-U-T4W-HSS

**CANDELA DISTRIBUTION (continued):**

	90°	95°	105°	115°	125°	135°	145°	155°	165°	175°	180°
0°	663.5	663.5	663.5	663.5	663.5	663.5	663.5	663.5	663.5	663.5	663.5
2.5°	664.1	658.5	648.8	638.3	630.9	623.1	616.9	614.1	611.0	608.8	611.6
5°	662.8	652.0	633.3	615.4	602.3	591.7	583.1	579.6	576.2	573.8	573.4
7.5°	673.7	658.5	630.0	603.6	583.4	569.1	557.3	552.4	548.3	546.4	544.8
10°	694.5	675.0	636.8	602.3	576.2	552.0	526.5	507.0	494.3	488.4	486.2
12.5°	721.5	697.0	649.8	608.8	571.0	524.4	470.4	423.8	393.7	383.7	377.8
15°	753.2	722.8	666.9	617.2	551.7	466.6	375.0	314.2	286.2	280.7	274.5
17.5°	783.6	750.1	687.4	618.8	509.5	372.8	274.8	233.4	222.6	226.3	227.2
20°	810.3	777.1	707.6	605.1	432.8	279.8	212.7	202.4	206.5	213.6	214.8
22.5°	837.4	803.2	726.2	569.1	334.7	212.4	191.5	194.1	198.1	205.3	206.5
25°	870.3	834.8	743.6	503.0	251.2	180.7	182.0	185.6	189.7	196.2	196.8
27.5°	908.1	875.0	755.1	417.0	186.3	166.1	170.1	175.8	179.8	186.0	187.2
30°	958.5	927.7	758.7	327.8	156.1	153.0	154.9	161.8	167.7	173.2	174.2
32.5°	1005.6	979.9	746.3	247.4	144.7	140.9	140.9	144.9	151.8	157.1	158.4
35°	1049.1	1032.3	706.6	181.0	136.0	129.7	126.6	126.6	131.0	135.4	136.6
37.5°	1106.5	1105.9	642.4	144.4	127.6	120.4	113.9	109.0	107.5	108.3	109.0
40°	1205.0	1205.9	558.6	129.4	120.4	110.8	100.9	91.9	83.5	80.7	80.4
42.5°	1358.6	1344.6	470.6	122.3	114.2	100.9	86.0	73.9	60.9	56.8	56.6
45°	1602.7	1519.8	377.5	115.8	107.7	89.7	71.1	54.7	44.1	41.0	41.0
47.5°	1958.2	1749.8	292.4	108.7	99.0	77.0	53.7	39.5	32.3	30.7	31.1
50°	2325.8	1975.3	224.1	99.7	88.5	63.7	39.7	28.6	24.5	24.5	24.8
52.5°	2651.7	2140.4	174.8	90.0	75.4	50.0	30.2	22.4	20.5	20.2	20.5
55°	2956.9	2246.8	133.8	78.8	59.9	37.3	23.0	18.3	17.1	16.4	16.2
57.5°	3251.2	2299.6	100.3	63.7	43.5	27.1	18.3	15.5	14.3	13.3	13.1
60°	3447.2	2256.8	69.0	46.9	30.2	19.5	15.2	13.3	11.8	10.9	10.5
62.5°	3557.7	2139.8	44.4	33.8	21.4	14.6	12.1	11.2	9.0	8.1	8.1
65°	3513.0	1946.6	31.1	24.2	15.5	10.9	9.0	9.0	6.5	5.3	5.0
67.5°	3113.1	1644.6	23.6	18.0	11.2	8.1	6.9	7.8	4.0	2.4	2.4
69°	2678.4	1363.0	20.2	14.9	9.3	6.5	5.9	7.1	2.8	1.9	1.6
70°	2327.9	1175.7	18.3	13.1	7.8	5.5	5.3	6.9	2.8	1.6	1.2
72.5°	1392.7	655.7	14.0	9.3	5.0	4.3	4.3	7.8	2.8	1.6	1.2
75°	562.9	231.0	10.2	6.5	3.8	3.8	5.3	10.0	2.4	1.2	0.9
77.5°	127.6	50.6	5.9	4.0	2.4	3.8	6.2	7.8	1.6	0.7	0.0
80°	31.1	12.4	3.8	2.4	1.6	2.8	4.7	4.3	0.3	0.0	0.0
82.5°	10.2	4.3	1.6	1.2	0.3	0.9	2.2	1.2	0.0	0.0	0.0
85°	4.3	2.4	0.7	0.3	0.0	0.0	0.3	0.0	0.0	0.0	0.0
87.5°	2.8	0.9	0.0	0.0	0.0	0.0	0.0	0.0	0.0	0.0	0.0
90°	0.0	0.0	0.0	0.0	0.0	0.0	0.0	0.0	0.0	0.0	0.0



Signify Classified - Internal  
Cooper Lighting Solutions Photometric Lab  
1121 Highway 74 South  
Peachtree City, GA 30269

Scaled Data Report



Report Generated By 670245982

Signify Classified - Internal  
Cooper Lighting Solutions Photometric Lab  
1121 Highway 74 South  
Peachtree City, GA 30269

Scaled Data Report



Signify Classified - Internal  
Cooper Lighting Solutions Photometric Lab  
1121 Highway 74 South  
Peachtree City, GA 30269

Scaled Data Report



Signify Classified - Internal  
Cooper Lighting Solutions Photometric Lab  
1121 Highway 74 South  
Peachtree City, GA 30269

Scaled Data Report



Signify Classified - Internal  
Cooper Lighting Solutions Photometric Lab  
1121 Highway 74 South  
Peachtree City, GA 30269

Scaled Data Report



--- HS — SS

Signify Classified - Internal  
Cooper Lighting Solutions Photometric Lab  
1121 Highway 74 South  
Peachtree City, GA 30269

Scaled Data Report



u

Signify Classified - Internal  
Cooper Lighting Solutions Photometric Lab  
1121 Highway 74 South  
Peachtree City, GA 30269

Scaled Data Report



Signify Classified - Internal  
Cooper Lighting Solutions Photometric Lab  
1121 Highway 74 South  
Peachtree City, GA 30269

Scaled Data Report



(END OF REPORT)